

YouTube

YouTube is a video sharing site. You can watch music videos, learn a new recipe, and so much more!



This resource created in collaboration with:



Youtube

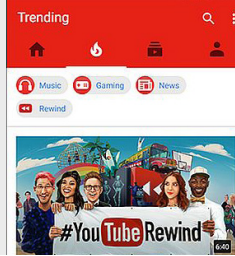
1



Find the YouTube app

- Find the YouTube app. You can look for it on your device's home screen.
- Tap on the **YouTube** app to open it
- If YouTube isn't installed on your device, open the App Store. You can search for **YouTube** and download the app. If you've never downloaded apps before, do [this lesson](#) first.

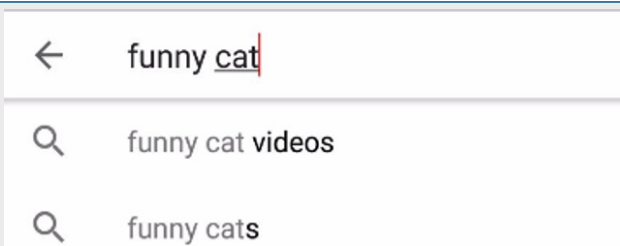
2



View the YouTube homepage

- There are all kinds of videos on YouTube. Some people share videos of their cats doing funny things. Some news channels share news stories.
- The homepage suggests videos that Youtube thinks you'll like, based on other videos you've watched
- The section that says "Trending" shows you what videos are popular right now

3



Search for a video

- Tap on the **search** bar
- Type **funny cat videos**, then tap on the search icon 🔍

4




Find a video

- The images on the left are previews of what you'll see in the video. The video's title is next to the preview image.
- Scroll through the list of videos. Tap on the one with the most views.
- **Note:** All kinds of people and organizations add videos to YouTube. You might find videos on YouTube that make you uncomfortable or that have information that's not true.

Youtube


5



Watch a video

- Watch the video for a couple of seconds
- To pause the video, tap the screen. Then, tap the **pause** button **||**
- To continue playing the video, tap the **play** button **▶**
- To skip ahead 10 seconds in the video, double tap anywhere on the right side of your screen. To go back 10 seconds, double tap anywhere on the left side of your screen.

6



Practice

- Go to the search bar again
- Try searching for anything you want to search for. For example, you could search for a recipe.
- Watch the video for a couple of seconds. Then, pause the video, play it, and skip ahead.