



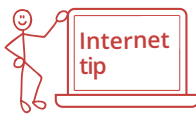
Staying safe online with secure websites

When you shop or share personal information online, make sure you always use websites that are secure. Secure websites protect your banking and personal information when you're online.

How can you tell if a website is secure?







- ✓ Look for a picture or icon of a padlock near the website address.
- ✓ Click on the padlock. It should say "Connection is secure."
- ✓ Check that the website address starts with https://. The "s" means the website is secure. Websites that start with http:// and don't have the "s" aren't secure.



If a website asks you for personal information, make sure it's secure. If the website isn't secure, don't share any information. Close the website by clicking the "x" in the top left or right corner of your screen.

Now it's your turn

Look at the website addresses below. Can you tell which ones are secure and safe to visit, and which ones aren't? Circle your answers.

 http://www.bigprizes.com	Secure	Not secure
 https://www.cbc.ca	Secure	Not secure
 https://www.amazon.ca	Secure	Not secure
 http://www.shoponline.ca	Secure	Not secure
 http://www.charitydonate.com	Secure	Not secure

Supported by: